

**HOW TO SHARE THE  
WORLD VISION  
ILLUSTRATION**

1

# CHRISTIAN & WORLD CHRISTIAN

**TURN YOUR PAPER LANDSCAPE (HORIZONTAL)** and write “World Vision Illustration” at the top center.

**DRAW TWO STICK FIGURES**—the stick figure on the top left of the page will be labeled “Christian,” while the other figure on the top center will be labeled “World Christian.”

**ONCE THESE TWO STICK FIGURES HAVE BEEN DRAWN** take some time to describe the similarities and differences between the two.

For example, for similarities, say that “both are believers of Jesus, both are saved, both read their Bible, etc.” However, for differences, say that “the World Christian is going to have a different perspective in 3 specific areas: God’s Word, God’s World, and God’s Work.”



CHRISTIAN



WORLD CHRISTIAN

# 2

## DIFFERENCE OF PERSPECTIVE

The goal of this section is for the student to see that a Christian is not more or less holy than a World Christian. They just have a different perspective, specifically on 3 areas: God's Word, God's World, and God's Work.

**WRITE "GOD'S WORD," "GOD'S WORLD," AND "GOD'S WORK"** directly below the World Christian figure, leaving about an inch of space between each (see illustration).

Steps 3, 4, and 5 have the majority of the content within the illustration, so you have to be careful not to get bogged down. Gauge how much information the student(s) need in these areas.

Remember, if you are talking with a very interested student, there is always the opportunity to walk through more content outside of this specific illustration.



CHRISTIAN



WORLD CHRISTIAN

**GOD'S WORD**

**GOD'S WORLD**

**GOD'S WORK**

# 3

## GOD'S WORD

The goal of this step is to show the student that the main reason a World Christian has a heart for the world is because God Himself has a heart for the world all through Scripture.

**Ask, “Do you know any verses about God’s heart for the world?”** If they give any, keep asking them to give more until they run out. After their list, walk them through the verses below to help summarize the theme of missions that runs throughout the Bible, from Genesis to Revelation.

**WRITE THESE 3 VERSES NEXT TO “GOD’S WORD”** and then write the summary statement “God’s heart for the world” to the right of these verses.

Genesis 12:1-3, Matthew 28:19-20, Revelation 7:9

It may be helpful to point out that these verses are spread throughout Scripture. This will help reiterate the idea that God’s heart for all nations is a major theme throughout the whole Bible.

**POSSIBLE VERSES TO EXPLORE:** Genesis 1:28, 9:1, 11:1-8, 12:1-4, 26:4, 28:14; Deut. 4:5-6; Joshua 2:9-10; 1 Kings 4:34; Matthew 24:14; Mark 16:15; Acts 1:8; Revelation 5:9

To transition to the next step say, “If God has a heart for the world all throughout the Bible, then we should know what the world looks like.”



CHRISTIAN



WORLD CHRISTIAN

GOD'S WORD



GEN 12:1-3  
MATT 28:19  
REV 7:9



GOD'S  
HEART  
FOR THE  
WORLD

GOD'S WORLD

GOD'S WORK

# 4

## GOD'S WORLD

The goal of this step is to show the student that a World Christian sees the world differently.

**DRAW A LARGE RECTANGLE** to the right of “God’s World” and have the student label the rectangle “10/40 window” above the box.

**ASK, “ARE YOU FAMILIAR WITH THE 10/40 WINDOW?”** If the student isn’t familiar, that’s okay because that’s what this time is for! Explain to the student that the 10/40 window stretches from 10 degrees north latitude (above the equator) to 40 degrees north latitude. This area covers West Africa through the Middle East, India, Southeast Asia, China, and Japan.

**TRY TO POINT OUT A FEW STATISTICS** about the 10/40 window to drive home the incredible urgency we should have about this area of the world.

In the 10/40 window there are:

- 5 Billion total people
- 3 Billion Unreached People
- Those 3 Billion make up 97% of all the Unreached People in the world
- Only 4% of long-term, cross-cultural missionaries serve there

For more information on the 10/40 Window, Unreached People Groups, and the task remaining, visit [www.thetravelingteam.org/stats](http://www.thetravelingteam.org/stats)

**FOR THE ILLUSTRATION, HAVE THE STUDENT WRITE OUT THE FOLLOWING TWO STATISTICS:** inside the box: “97% of the Unreached” on the top and “4% of missionaries” on the bottom. These statistics are two of the most striking, especially when placed together.





CHRISTIAN



WORLD CHRISTIAN

GOD'S WORD



GEN 12:1-3  
MATT 28:19  
REV 7:9



GOD'S  
HEART  
FOR THE  
WORLD

GOD'S WORLD

10/40 WINDOW

97% OF THE UNREACHED  
4% OF WORKERS

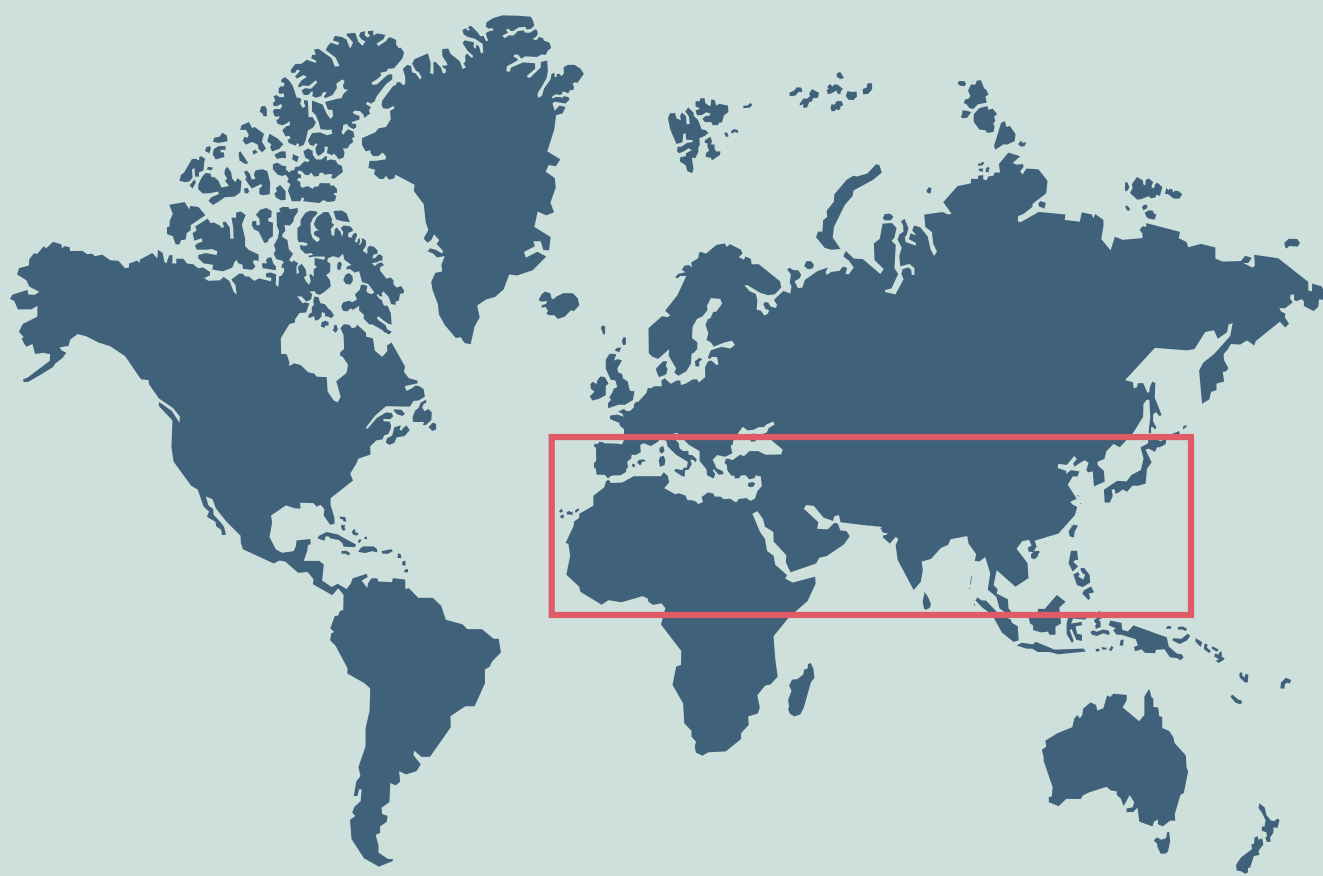
GOD'S WORK

# WHY DOES THE 10/40 WINDOW EXIST?

**ASK, “WHY DO YOU THINK THAT ONLY 4% OF MISSIONARIES DECIDE TO GO THERE?”** They will typically give answers revolving around language, culture, safety, and restricted access. Affirm them in their answers telling them that being a long-term missionary in this part of the world is definitely difficult and maybe even dangerous.

**THEN ASK, “WHY DO YOU THINK THAT THOSE 4% OF WORKERS DECIDED TO GO ANYWAY?”** They will typically give answers revolving around a call. Affirm the student in that, but help them see that being called to be a missionary is often less mysterious than we think and usually starts with simply seeing Scripture says that we all have a part to play in getting the Gospel to this part of the world. End with saying that these 4% saw the need to go and that God was worth it—no matter the risks or the costs.

**TO TRANSITION TO THE NEXT STEP SAY,** “If this is what God’s Word says and this is what the world looks like, then what should we do about it? Now, let’s talk about how we can get involved in God’s Work.”



# 5

## GOD'S WORK

The goal of this section is for the student to walk away with practical steps to live out the World Christian lifestyle.

Help explain the various habits of a World Christian.

**TO THE RIGHT OF "GOD'S WORK"** write out "GO," and then next to it write "HERE" and "THERE."

**BELOW ALL THAT, WRITE "SEND,"** and then write "PRAY" and "GIVE" next to it (see illustration on next page).

There are a lot of ways to challenge students when it comes to these 4 habits of being a World Christian. We have found it to be a best practice to explain each of the habits in simple terms (see our explanation of each on the next page), and then give one or two practical next steps related to that habit. Personal examples are always the best!

For more information on going and sending, visit [www.thetravelingteam.org/go-send](http://www.thetravelingteam.org/go-send)

**TO TRANSITION TO THE NEXT STEP SAY,** "So the World Christian understands God's Word, God's World, and God's Work, but what about the Christian?"



CHRISTIAN



WORLD CHRISTIAN

GOD'S WORD



GEN 12:1-3  
MATT 28:19  
REV 7:9



GOD'S  
HEART  
FOR THE  
WORLD

GOD'S WORLD

10/40 WINDOW

97% OF THE UNREACHED  
4% OF WORKERS

GOD'S WORK

GO < HERE  
THERE  
SEND < PRAY  
GIVE

## GO HERE

As a World Christian, we should notice that the nations are right here in our backyard! We have people from the 10/40 window sitting next to us in classes, at coffee shops, or at work. God has brought unreached people to the U.S. so that we can befriend them and share the good news with them! It would be criminal for us to not take advantage of this. Challenge the student to make one more friend! Scripture says that we all have a part to play in getting the Gospel to this part of the world. End with saying that these 4% saw the need and saw that God was worth whatever difficulties they would face.

## GO THERE

As a World Christian, we should know that the unreached will not be reached unless people actually go to them to share the good news. Challenge the student to get connected with an organization or mission agency that could send them on a summer trip to get face to face with the unreached. If they don't know where to start, tell them about [missionagency.org](http://missionagency.org) or show them some of the opportunities in this booklet!

## SEND BY PRAYING

As a World Christian, we should desire to pray for the things that are closest to God's heart. Jesus says in Luke 10:2 to "...pray earnestly to the Lord of the harvest to send out workers into his harvest." Challenge the student to set an alarm for 10:02AM every day to pray for workers. Also challenge the student to download the "Unreached of the Day" app for free on their phone.

## SEND BY GIVING

As a World Christian, we should desire to give financially to those who are going to take the Gospel to those who have never heard. Challenge the student that if they do not begin a habit of sacrificial giving now when they don't have money, then it will not get any easier for them when they do start to make money. In every season of life there will be excuses. Challenge the student to give up something once or twice a week in order to set that money aside for missionaries. An \$8 meal at a restaurant given up weekly is about \$40/month that they could give.

# 6

## GROWTH AS A WORLD CHRISTIAN

The goal of this section is for the student to take an inward look at themselves to see that they have room to grow as a World Christian.

**DRAW A HORIZONTAL LINE** from the “Christian” figure to the “World Christian” figure. Once the line is drawn, explain to the student that the line is a growth spectrum. The far left on this line represents someone who doesn’t know anything about God’s Word, God’s World, and God’s Work, but the far

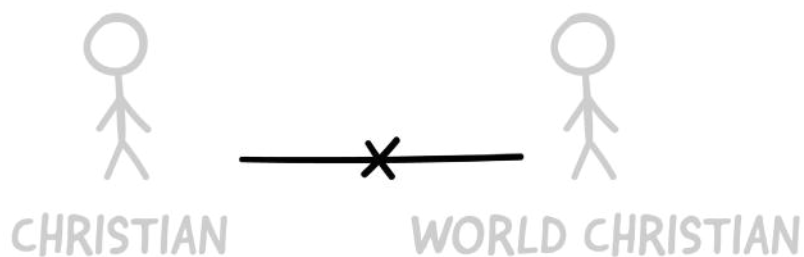
right represents someone who is living out God’s Word, God’s World, and God’s Work on a daily basis.

Give the student time to think about this and put a mark on the line where they are on the growth spectrum.

Explain to the student that everyone has room to grow when it comes to being a World Christian. Nobody wakes up as a World Christian—it’s a lifelong process of aligning our hearts with God’s. Encourage them to take steps by praying, giving, welcoming, and going to the unreached.

**TO TRANSITION TO THE NEXT STEP SAY,** “Now I want to show you the most important part of the illustration. You see, a Christian doesn’t become a World Christian all on their own. There is a third person who makes it all happen—a Mobilizer.”





GOD'S WORD  GEN 12:1-3  
MATT 28:19  
REV 7:9 ] GOD'S  
HEART  
FOR THE  
WORLD

GOD'S WORLD  10/40 WINDOW  
97% OF THE UNREACHED  
4% OF WORKERS

GOD'S WORK  GO < HERE  
THERE  
 SEND < PRAY  
GIVE

# 7

## THE MOBILIZER

The goal of this step is for the student to see that Mobilizers are crucial to seeing the Great Commission fulfilled and that they can start mobilizing people today.

**DRAW THE THIRD STICK FIGURE** on the top right of the page and label it, “Mobilizer.”

**ASK, “DO YOU KNOW WHAT THE DEFINITION OF A MOBILIZER IS?”** Give them time to answer and tell them that a mobilizer is basically someone who gets other people involved.

Explain that the reason a Christian became a World Christian was because a Mobilizer sat down with them and helped them grow. The Mobilizer taught the Christian about God’s heart for the world in his Word, the state of the World, and the ways to get involved in the Work.



GOD'S WORD  GEN 12:1-3  
MATT 28:19  
REV 7:9  GOD'S  
HEART  
FOR THE  
WORLD

GOD'S WORLD  10/40 WINDOW  
97% OF THE UNREACHED  
4% OF WORKERS

GOD'S WORK  GO  HERE  
THERE  
 SEND  PRAY  
GIVE

# 8

## MULTIPLICATION EFFECT

The goal of this step is to help the student see the power of multiplication.

**DRAW AN ARCHED ARROW** from the Mobilizer across the top of the page to the Christian. This represents that the act of a mobilizer getting their Christian friends involved in God's mission.

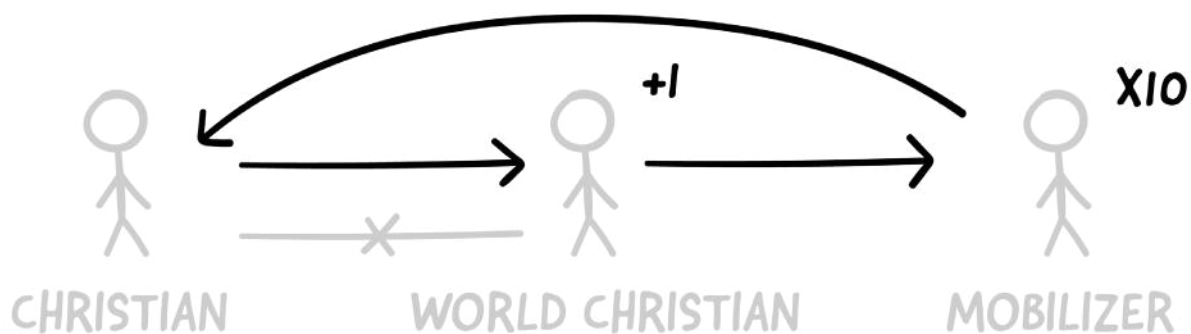
**HAVE THEM DRAW AN ARROW** from Christian to World Christian. Explain that the Mobilizer is helping the Christian become a World Christian by helping them understand God's Word, God's World, and God's Work.

When a Christian becomes a World Christian that is plus one (+1) for the team, and that's awesome! That's one more person who sees the theme throughout God's Word, who sees the need in the World, and desires to be involved in the Work.

**DRAW +1 ABOVE THE WORLD CHRISTIAN'S HEAD.** Explain that though addition is awesome, the needs of the world are so great that we have to have something more—we need MULTIPLICATION!

Cast vision to the student, telling them that we don't only want them to become World Christians, but we also want them to become Mobilizers so we can help get as many people as possible involved.

**DRAW AN ARROW FROM THE WORLD CHRISTIAN TO THE MOBILIZER,** and then draw x10 above the Mobilizer's head. Explain that when a World Christian also becomes a Mobilizer, that is not just plus one (+1) but this becomes a multiplication effect of times ten (x10), times twenty (x20), and more! This is how movements start!



GOD'S WORD  GEN 12:1-3  
MATT 28:19  
REV 7:9  GOD'S  
HEART  
FOR THE  
WORLD

GOD'S WORLD  10/40 WINDOW  
97% OF THE UNREACHED  
4% OF WORKERS

GOD'S WORK  GO  HERE  
THERE  
 SEND  PRAY  
GIVE


# 9

## MOBILIZE YOUR FRIENDS

**THE FINAL CHALLENGE** is to have the student write the names of two people in their lives that they could share this World Vision Illustration with. It could be a friend, roommate, or family member.

**AFTER THEY WRITE DOWN A COUPLE OF NAMES**, finish your time by helping them process through some specific individual steps to take and pray together.

**CONGRATULATIONS! YOU ARE NOW EQUIPPED TO MOBILIZE OTHERS  
TO BECOME WORLD CHRISTIANS AND MOBILIZERS!**



1. [NAME]

2. [NAME]

GOD'S WORD

GEN 12:1-3  
MATT 28:19  
REV 7:9

GOD'S  
HEART  
FOR THE  
WORLD

GOD'S WORLD

10/40 WINDOW  
97% OF THE UNREACHED  
4% OF WORKERS

GOD'S WORK

GO < HERE  
THERE  
SEND < PRAY  
GIVE

# WORLD VISION ILLUSTRATION

The World Vision Illustration is a tool designed to help you pass world vision on to others. It's super easy to learn, and once you master

it, you will be able to show others their need to have a heart for the world and then give them practical ways of growing.

We have created a step-by-step guide on how to share the illustration with another student or friend. We'll be using the language of "student" in the instructions, but this illustration can be shared with anyone from your younger siblings to your grandparents.

**IT IS DESIGNED TO WORK BEST IN A CASUAL ONE-ON-ONE SETTING OR WITH A SMALL GROUP WHERE YOU HAVE ABOUT 20-30 MINUTES TO EXPLAIN THE ILLUSTRATION.**

The goal is that once the student sees his or her need to grow, they will start taking practical steps to grow by praying for the world, giving, welcoming, going, and mobilizing others.

**READ THROUGH THIS GUIDE, PRACTICE THE ILLUSTRATION, AND THEN START SHARING!**